

WHEATLAND-CHILI CENTRAL SCHOOL DISTRICT
School Climate Survey Administration
April 2019

Executive Summary

The School Climate Survey is national benchmark study with questionnaires for **students, parents, instructional staff, and non-instructional staff** which cover three domains and 13 topics (displayed below). All survey questions are focused on the perceptions of respondents regarding various aspects of school climate.

TOPICS	DOMAINS		
	Engagement	Safety	Environment
	Cultural and Linguistic Competence	Emotional Safety	Physical Environment
	Relationships	Physical Safety	Instructional Environment
	School Participation	Bullying/Cyberbullying	Physical Health
		Substance Abuse	Mental Health
		Emergency Readiness/Management	Discipline

The following is summary of participants to the survey:

	Students (Grades 4-12)	Parents	Instructional Staff	Non- Instructional Staff
T. J. Connor Elementary	98	44	35	9
Middle/High School	279	50	37	10

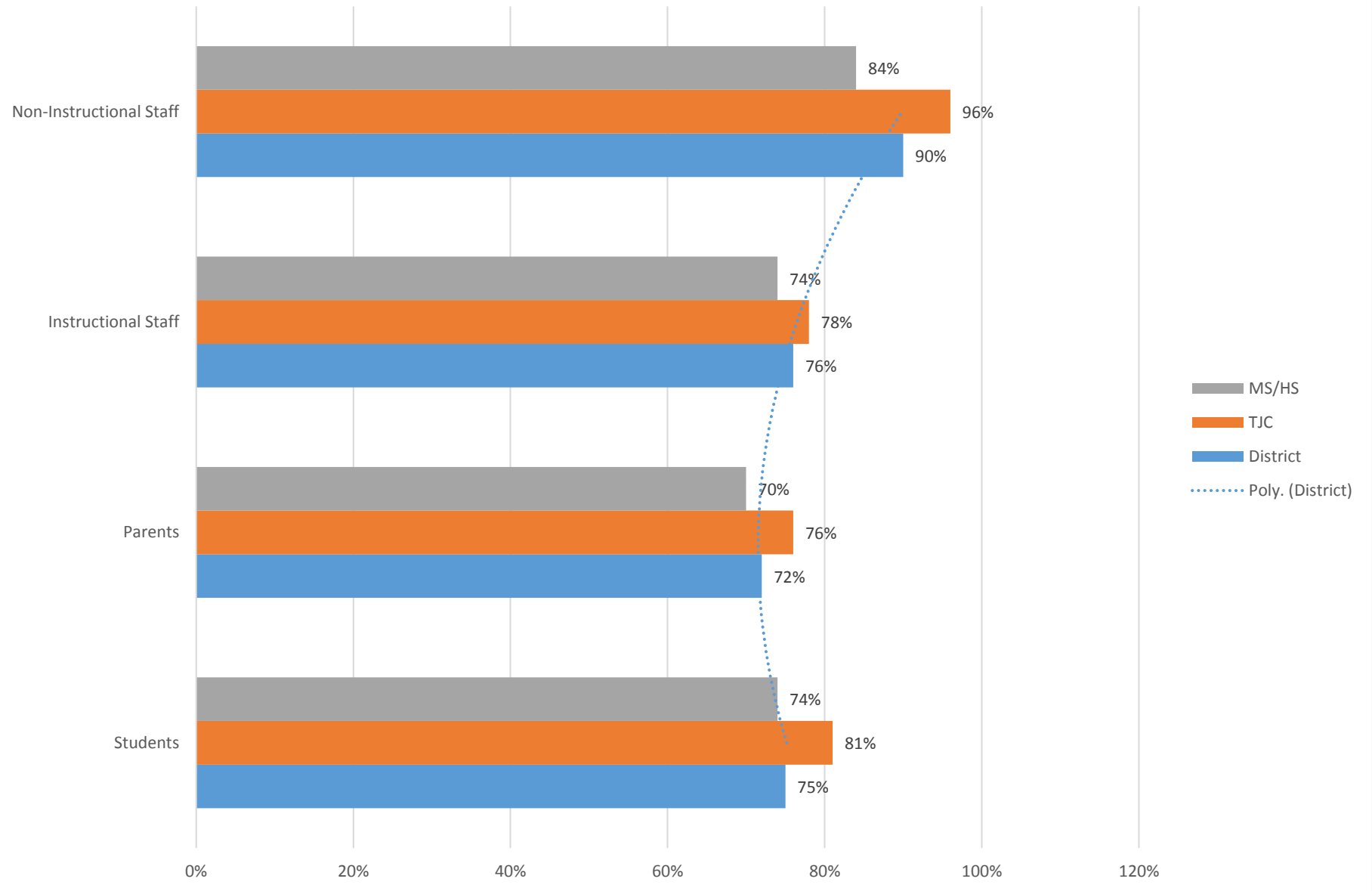
Respondents were asked to identify whether they **strongly agree, agree, disagree, or strongly disagree** with a series of questions. For the questions related to substance abuse, respondents were also asked when scenarios were **not a problem, a small problem, somewhat of a problem, or a large problem**.

Part #1 of the Summary includes a series of graphs that compare student, parent, instructional staff, and non-instructional staff responses to survey questions for the District, T. J. Connor, and the Middle/High School. Trend lines are included to show fluctuations among responses of the different participating groups.

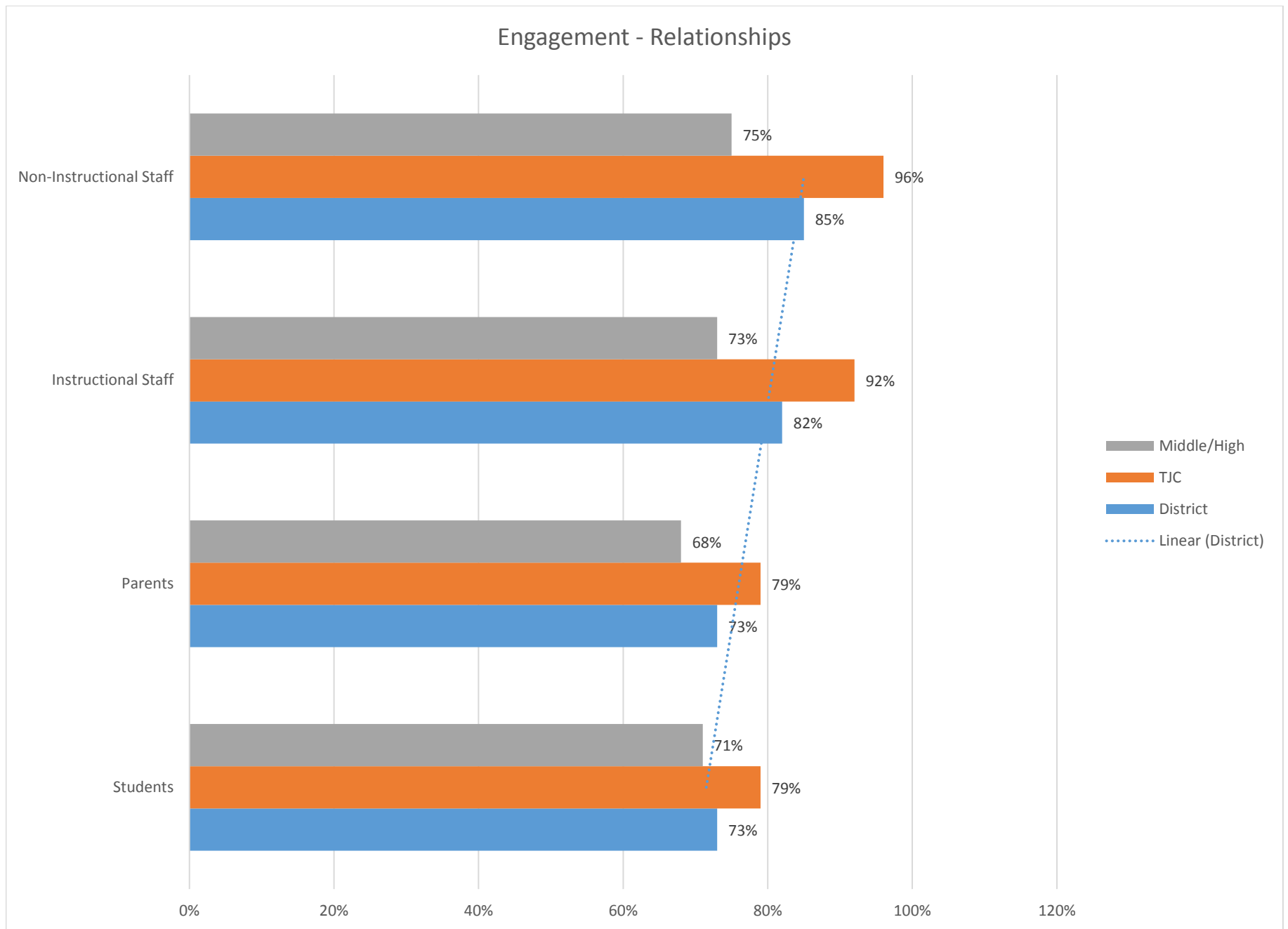
Part #2 of the Summary includes survey questions for each of the three domains and related topics, together with percentages of responses in each of the categories.

SUMMARY - PART #1

Engagement - Cultural and Linguistic Competence

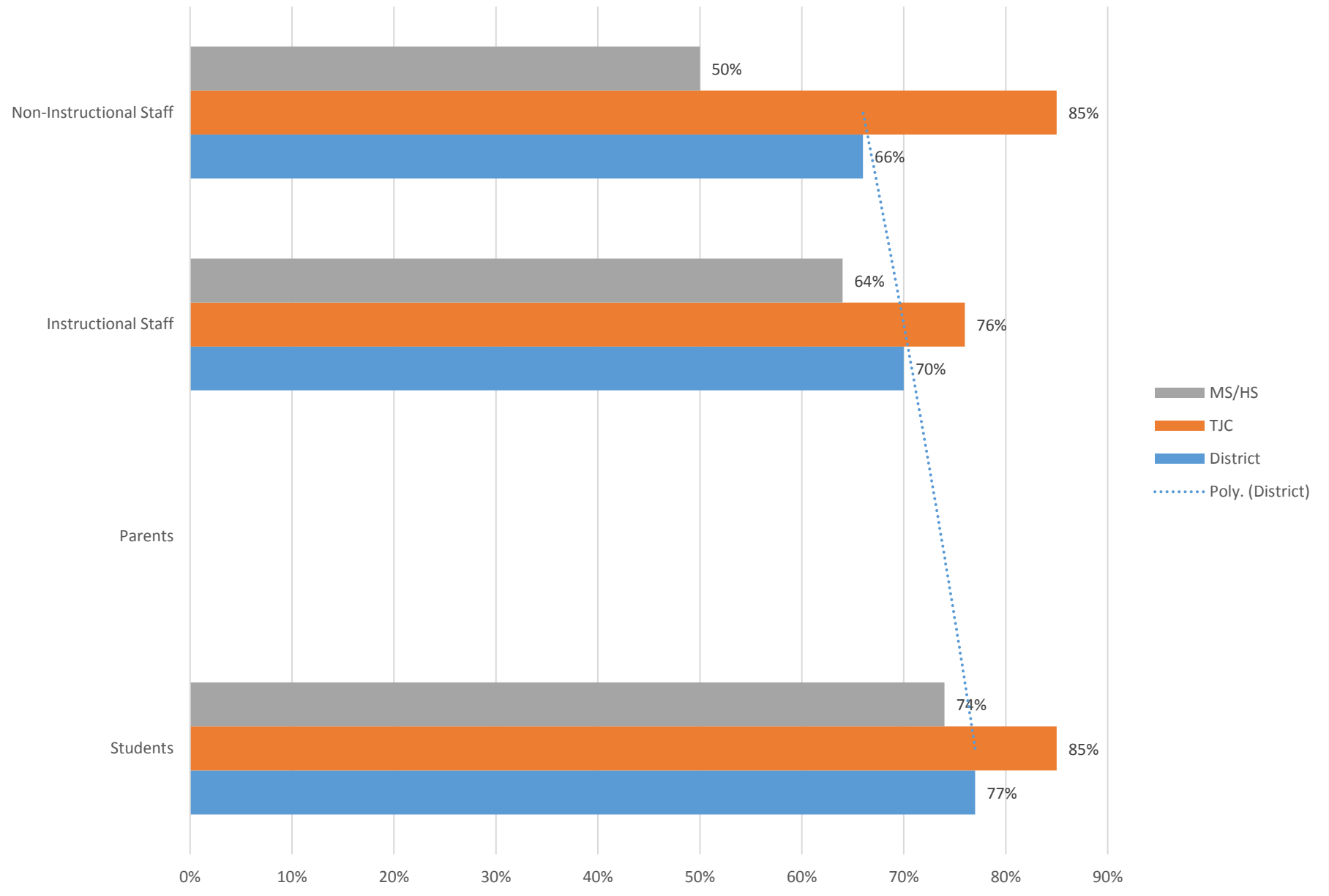


NOTE: Percentages reflect positive responses: **Strongly Agree** and **Agree** to questions about cultural and linguistic competence.

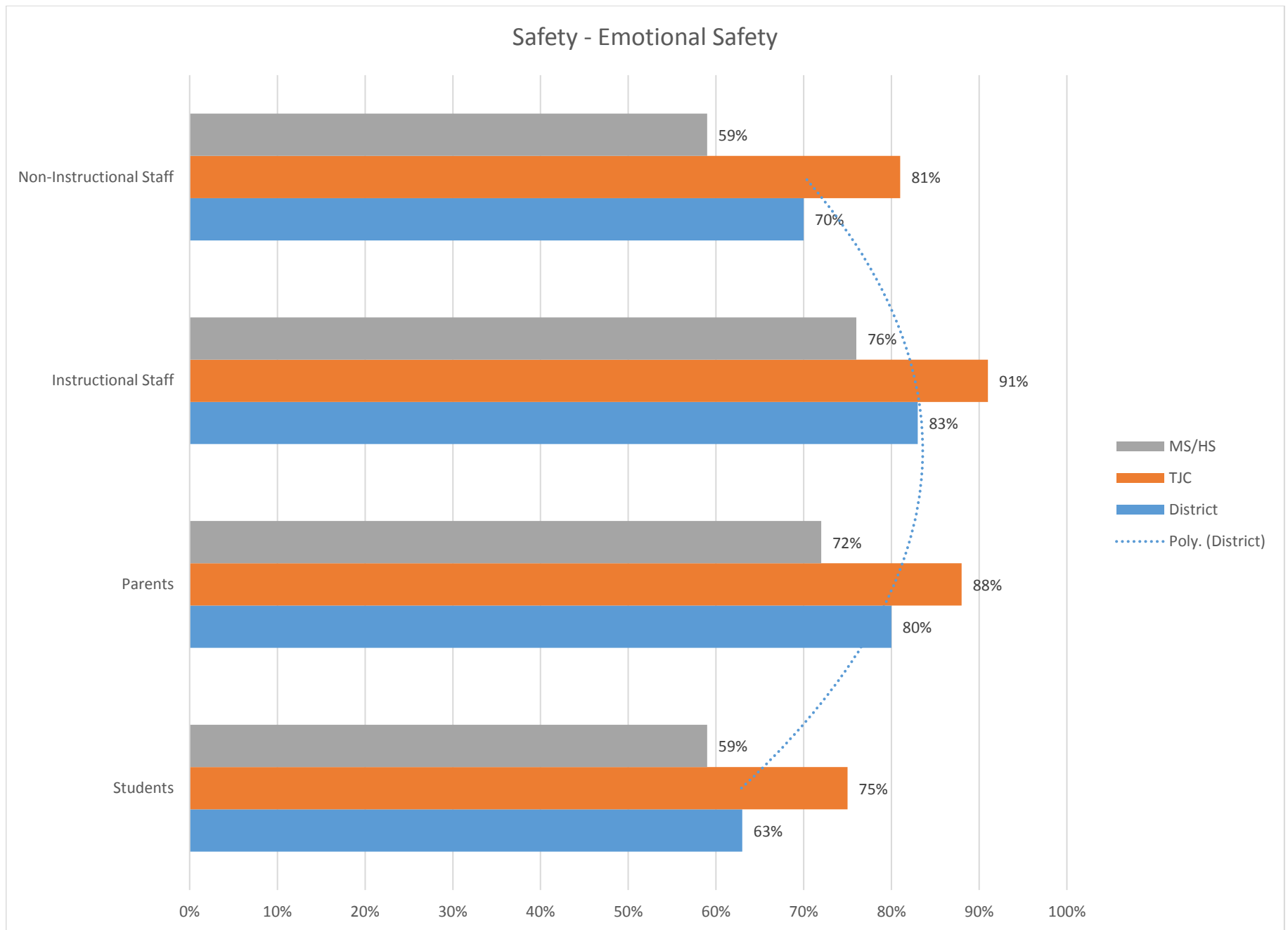


NOTE: Percentages reflect positive responses: **Strongly Agree** and **Agree** to questions about relationships.

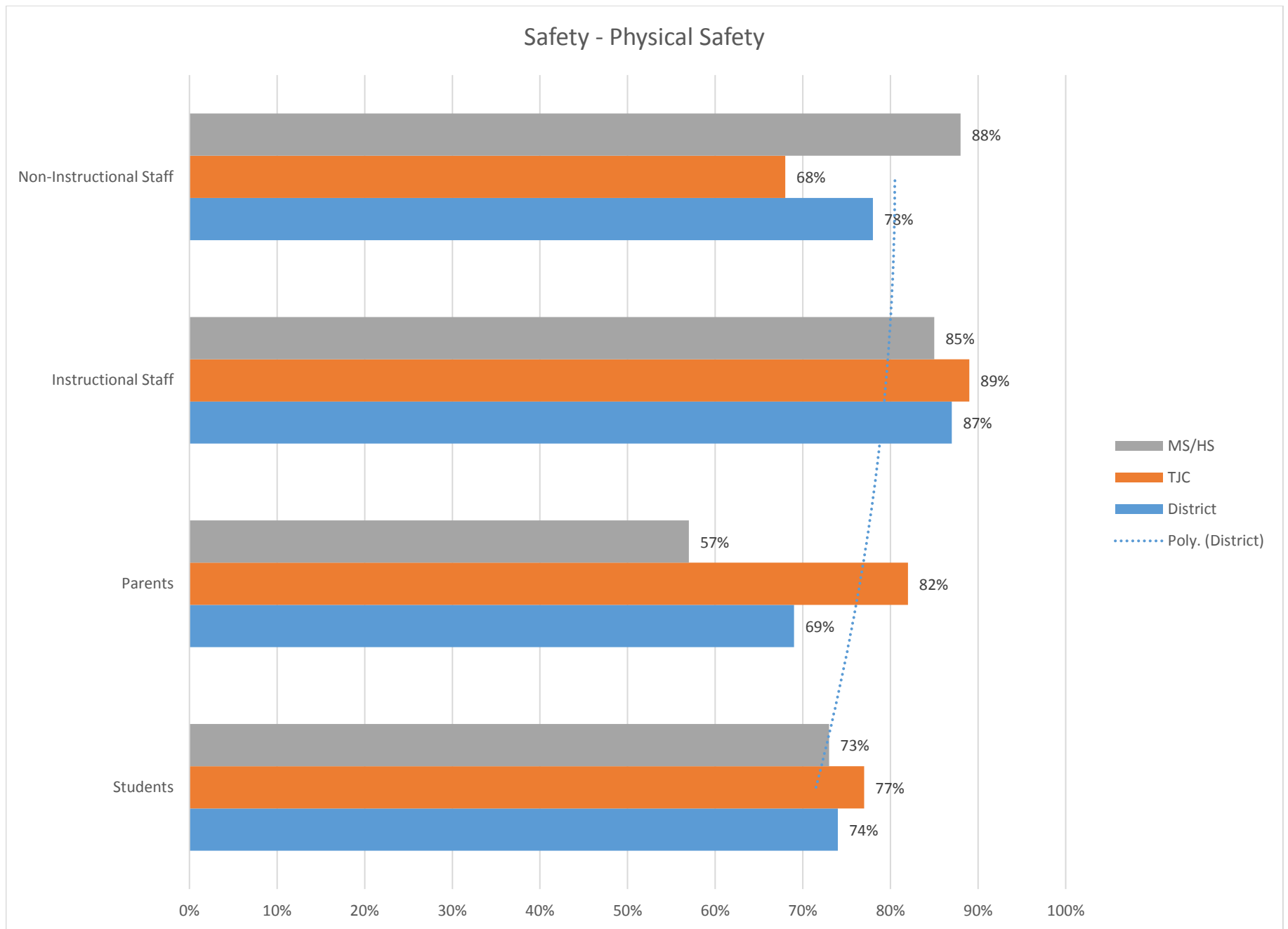
Engagement - School Participation



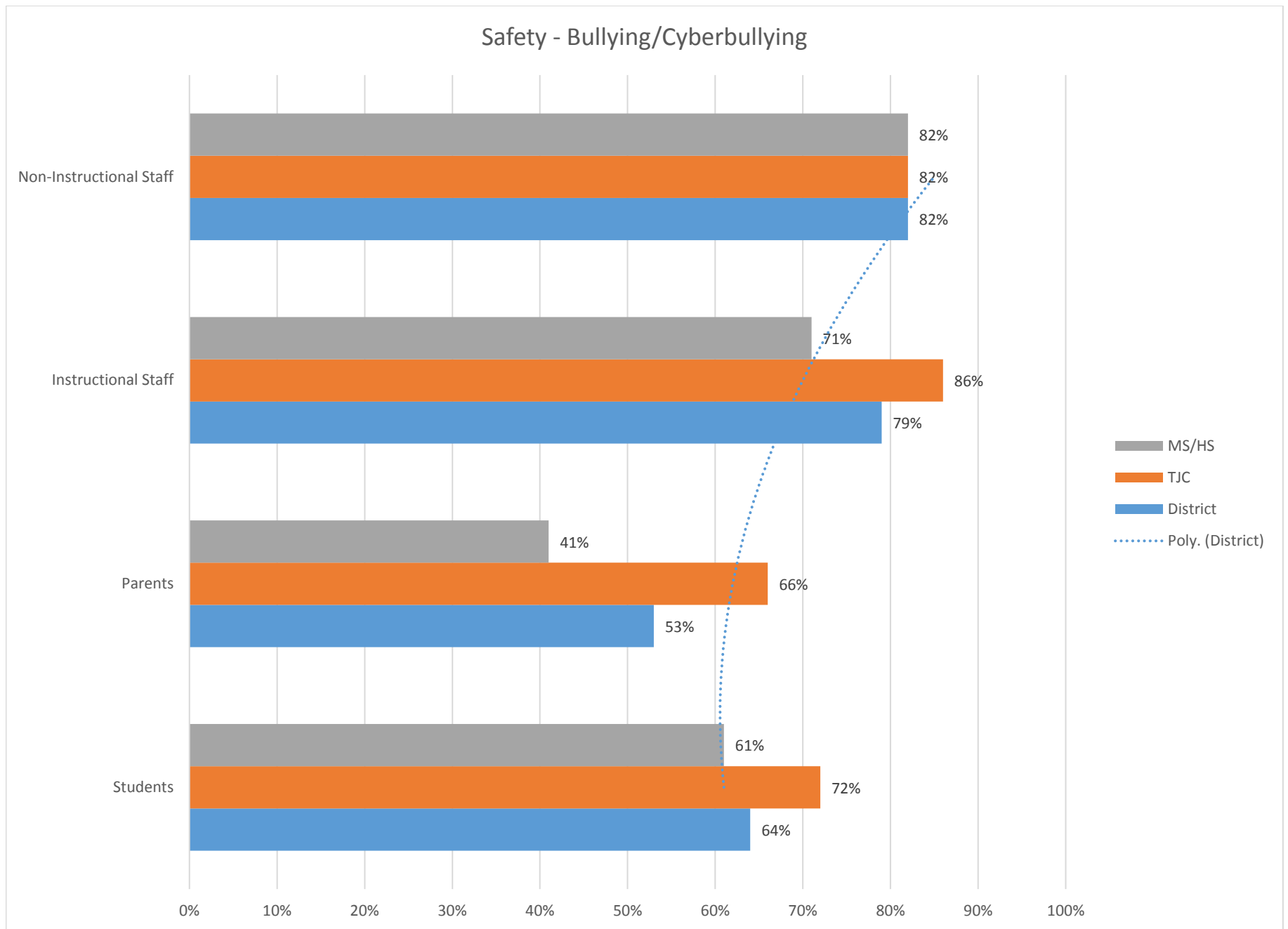
NOTE: Percentages reflect positive responses: **Strongly Agree** and **Agree** to questions about school participation.



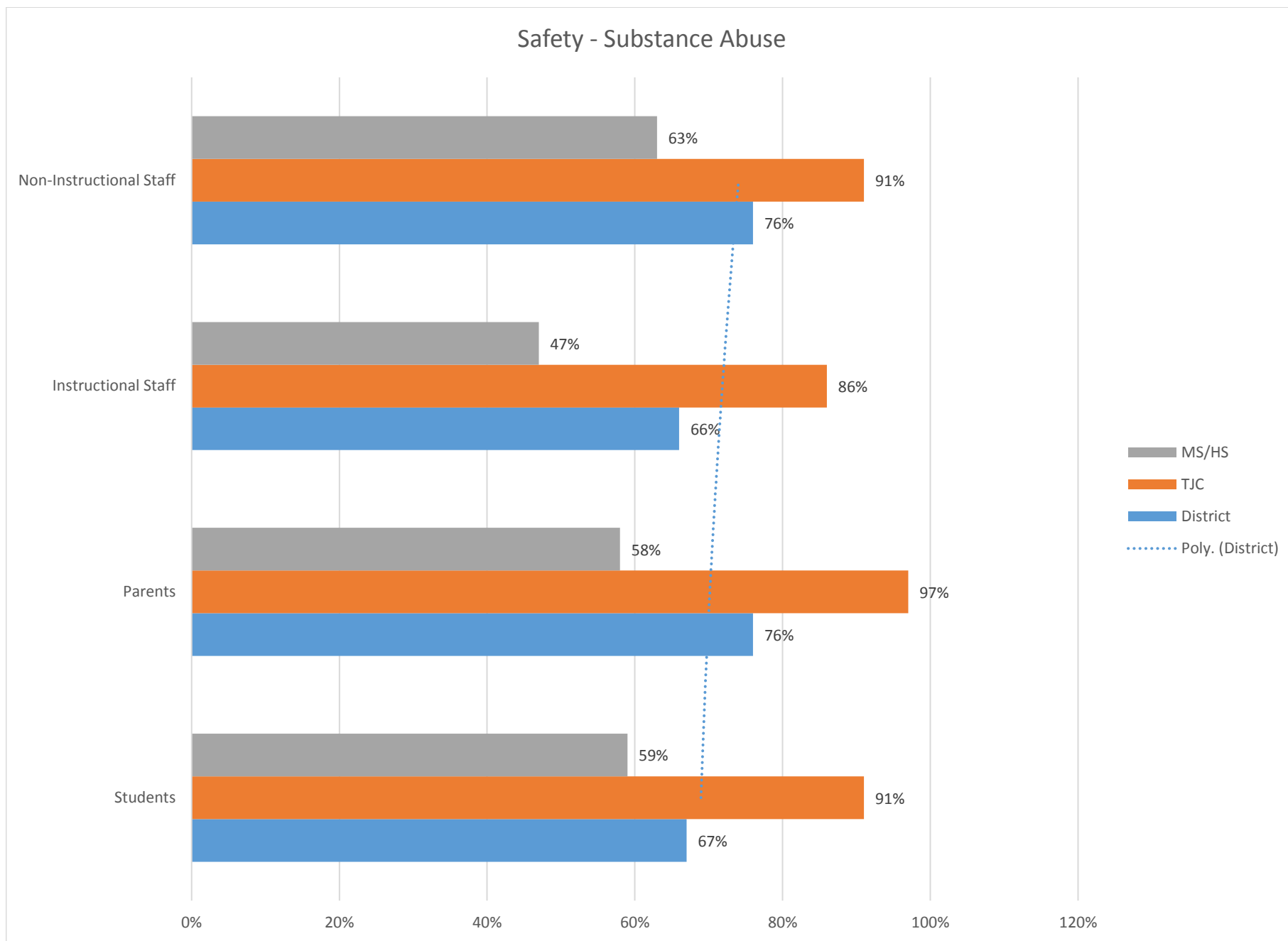
NOTE: Percentages reflect positive responses: **Strongly Agree** and **Agree** to questions about emotional safety.



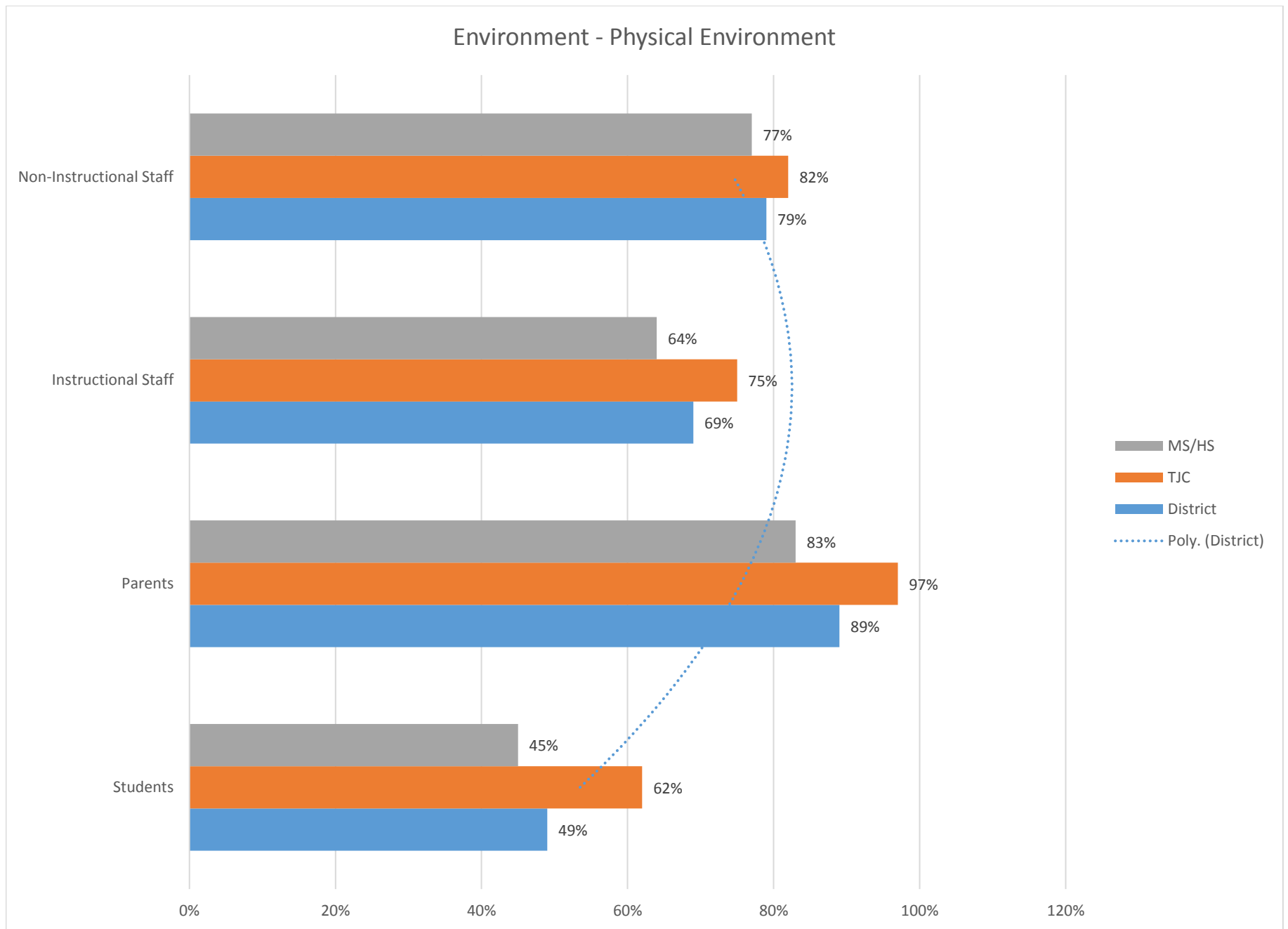
NOTE: Percentages reflect positive responses: **Strongly Agree** and **Agree** to questions about physical safety.



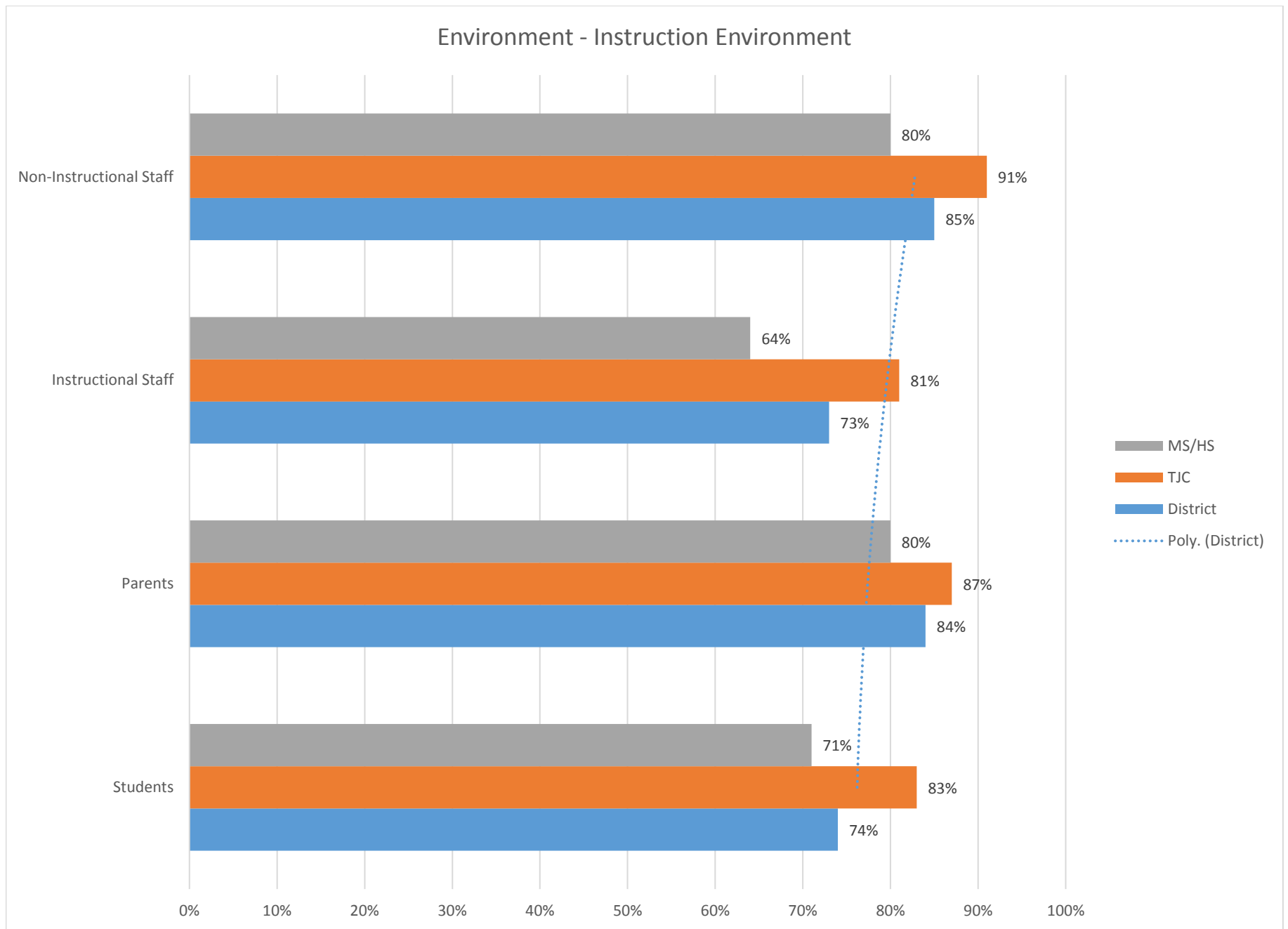
NOTE: Percentages reflect positive responses: **Strongly Agree** and **Agree** to questions about bullying and cyberbullying.



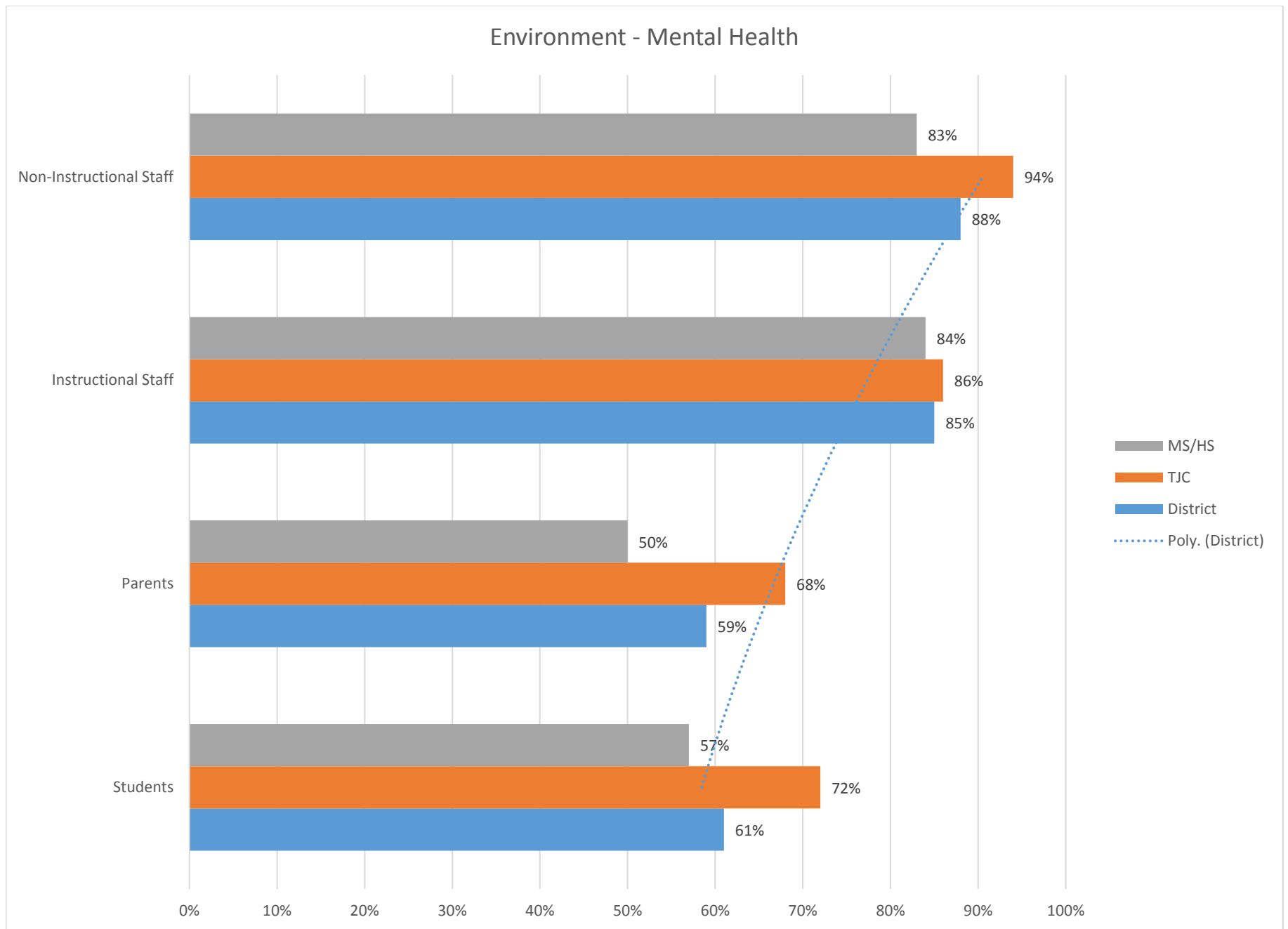
NOTE: Percentages reflect positive responses: **Strongly Agree/Agree** and **Not a Problem/Small Problem** for questions relating to substance abuse.⁸



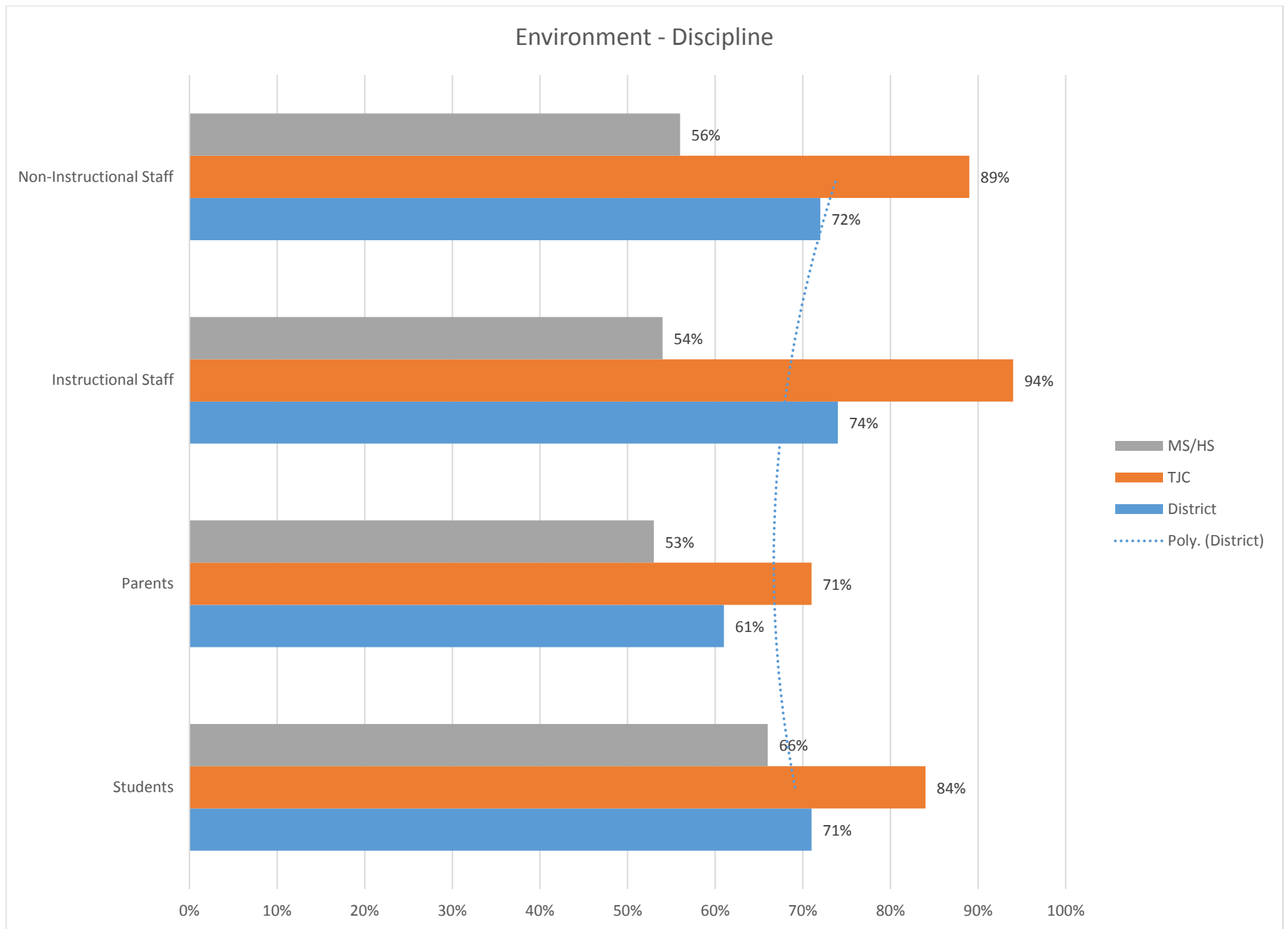
NOTE: Percentages reflect positive responses: **Strongly Agree** and **Agree** to questions about physical environment.



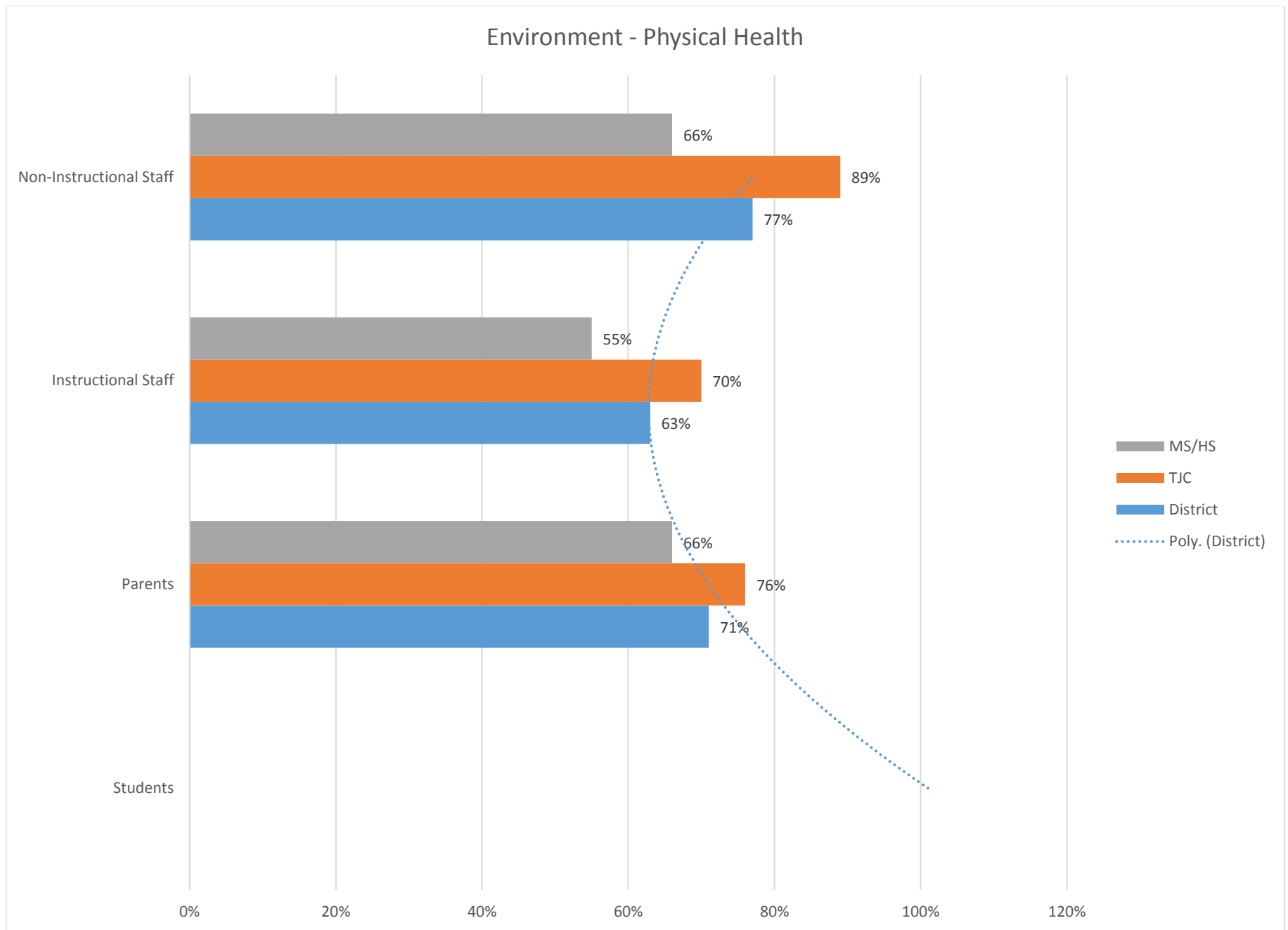
NOTE: Percentages reflect positive responses: **Strongly Agree** and **Agree** to questions about instructional environment.



NOTE: Percentages reflect positive responses: **Strongly Agree** and **Agree** to questions about mental health.



NOTE: Percentages reflect positive responses: **Strongly Agree** and **Agree** to questions about discipline.



NOTE: Percentages reflect positive responses: **Strongly Agree** and **Agree** to questions about physical health.

SUMMARY – PART #2

CLIMATE SURVEY RESPONSES - DISTRICT

STUDENTS (n=377, Grades 4-12)

NOTE: Positive responses are generally indicated by “Strongly Agree” and “Agree.” Depending on the nature of the question, “Disagree” and “Strongly Disagree” may produce the positive response. Positive responses are denoted by boxes around the responses below. Responses with positive responses below 60% are noted in yellow.

	Strongly Agree	Agree	Disagree	Strongly Disagree
Engagement – Cultural and Linguistic Competence				
All students are treated the same, regardless of whether their parents are rich or poor.	36%	39%	18%	5%
Boys and girls are treated equally well.	32%	37%	19%	10%
This school provides instructional materials (e.g., textbooks, handouts) that reflect my cultural background, ethnicity, and identity.	24%	53%	16%	5%
Adults working at this school treat all students respectfully.	31%	41%	20%	6%
People of different cultural backgrounds, races, or ethnicities get along well at this school.	31%	48%	15%	4%
Engagement – Relationships				
Teachers understand my problems.	16%	45%	25%	12%
Teachers are available when I need to talk with them.	24%	56%	14%	4%
It is easy to talk with teachers at this school.	23%	46%	22%	7%
My teachers care about me.	36%	48%	11%	3%
[High School Students Only] At this school, there is a teacher or some other adult who students can go to if they need help because of sexual assault or dating violence.	35%	51%	10%	3%
My teachers make me feel good about myself.	29%	46%	18%	5%
Students respect one another.	11%	41%	32%	15%
Students like one another.	11%	48%	30%	8%
If I am absent, there is a teacher or some other adult at school that will notice my absence.	44%	46%	6%	2%

	Strongly Agree	Agree	Disagree	Strongly Disagree
Engagement – School Participation				
I regularly attend school-sponsored events, such as school dances, sporting events, student performances, or other school activities.	27%	41%	19%	11%
I regularly participate in extra-curricular activities offered through this school, such as, school clubs or organizations, musical groups, sports teams, student government, or any other extra-curricular activities.	38%	36%	16%	9%
At this school, students have lots of chances to help decide things like class activities and rules.	16%	46%	25%	11%
There are lots of chances for students at this school to get involved in sports, clubs, and other school activities outside of class.	49%	40%	8%	1%
I have lots of chances to be part of class discussions or activities.	33%	52%	10%	3%
Safety – Emotional Safety				
I feel like I belong.	26%	43%	18%	11%
Students at this school get along well with each other.	11%	43%	30%	14%
At this school, students talk about the importance of understanding their own feelings and the feelings of others.	15%	36%	32%	15%
At this school, students work on listening to others to understand what they are trying to say.	16%	37%	31%	14%
I am happy to be at this school.	25%	38%	19%	16%
I feel like I am part of this school.	24%	46%	15%	13%
I feel socially accepted.	25%	47%	17%	9%
Safety – Physical Safety				
I feel safe at this school.	27%	50%	13%	8%
I feel safe going to and from this school.	33%	52%	8%	5%
I sometimes stay home because I don't feel safe at this school.	5%	8%	30%	55%
Students at this school carry guns or knives to school.	3%	9%	26%	60%
Students at this school threaten to hurt other students.	15%	27%	32%	24%
Students at this school steal money, electronics, or other valuable things while at school.	7%	21%	41%	30%
Students at this school damage or destroy other students' property.	11%	26%	38%	23%

	Strongly Agree	Agree	Disagree	Strongly Disagree
Students at this school fight a lot.	9%	29%	41%	20%
Safety – Bullying/Cyberbullying				
Students at this school are teased or picked on about their race or ethnicity.	8%	18%	39%	32%
Students at this school are teased or picked on about their cultural background or religion.	7%	17%	39%	35%
Students at this school are teased or picked on about their physical or mental disability.	10%	23%	35%	31%
[High School Students Only] Students at this school are teased or picked on about their real or perceived sexual orientation.	11%	23%	45%	20%
Students at this school are often bullied.	12%	24%	42%	20%
Students at this school try to stop bullying.	16%	35%	32%	15%
Students often spread mean rumors or lies about others at this school on the internet (i.e., Facebook™, email, and instant message).	20%	24%	33%	21%
Safety – Substance Abuse				
Students use/try alcohol or drugs while at school or school-sponsored events.	12%	21%	28%	37%
It is easy for students to use/try alcohol or drugs at school or school-sponsored events without getting caught.	13%	22%	28%	36%
Students at this school think it is okay to smoke one or more packs of cigarettes a day.	8%	11%	35%	45%
Students at this school think it is okay to get drunk.	14%	20%	26%	38%
Students at this school think it is okay to try drugs.	14%	26%	23%	35%
Safety – Emergency Readiness/Management				
Students know what to do if there is an emergency, natural disaster (tornado, flood) or a dangerous situation (e.g. violent person on campus) during the school day.	26%	42%	19%	12%
If students hear about a threat to school or student safety, they would report it to someone in authority.	27%	47%	17%	7%
Environment – Physical Environment				
The bathrooms in this school are clean.	6%	33%	25%	34%
The temperature in this school is comfortable all year round.	11%	25%	29%	33%

	Strongly Agree	Agree	Disagree	Strongly Disagree
The school grounds are kept clean.	16%	52%	19%	12%
I think that students are proud of how this school looks on the outside.	15%	43%	22%	18%
Broken things at this school get fixed quickly.	8%	31%	33%	26%
Environment – Instruction Environment				
My teachers praise me when I work hard in school.	25%	46%	17%	10%
My teachers give me individual attention when I need it.	23%	54%	12%	8%
My teachers often connect what I am learning to life outside the classroom.	17%	45%	26%	11%
The things I'm learning in school are important to me.	25%	42%	19%	12%
My teachers expect me to do my best all the time.	46%	43%	6%	3%
Environment – Mental Health				
My teachers really care about me.	30%	45%	18%	5%
I can talk to my teachers about problems I am having in class.	30%	47%	14%	7%
I can talk to a teacher or other adult at this school about something that is bothering me.	30%	44%	15%	9%
Students at this school stop and think before doing anything when they get angry.	7%	22%	38%	31%
Students at this school try to work out their disagreements with other students by talking to them.	10%	33%	34%	21%
Environment - Discipline				
My teachers make it clear to me when I have misbehaved in class.	27%	58%	8%	5%
Adults working at this school reward students for positive behavior.	23%	42%	23%	11%
Adults working at this school help students develop strategies to understand and control their feelings and actions.	27%	44%	17%	9%
School rules are applied equally to all students.	30%	33%	18%	17%
Discipline is fair.	21%	44%	16%	17%

CLIMATE SURVEY RESPONSES - DISTRICT

PARENTS (n=94)

NOTE: Positive responses are generally indicated by “Strongly Agree” and “Agree.” Depending on the nature of the question, “Disagree” and “Strongly Disagree” may produce the positive response. Positive responses are denoted by boxes around the responses below. Responses with positive responses below 60% are noted in yellow.

	Strongly Agree	Agree	Disagree	Strongly Disagree	Don't Know
Engagement – Cultural and Linguistic Competence					
This school provides instructional materials (e.g., textbooks, handouts) that reflect students’ cultural background, ethnicity, and identity.	11%	36%	21%	4%	25%
This school communicates how important it is to respect the practices of all cultures.	15%	49%	18%	6%	10%
This school encourages students to take challenging classes no matter their race, ethnicity, nationality, and/or cultural background (e.g., honor level courses, gifted courses, AP or IB courses).	20%	55%	18%	5%	
This school communicates how important it is to respect students of all sexual orientations.	21%	52%	16%	9%	
Engagement – Relationships					
This school helps me figure out what social and emotional skills my child needs to develop (e.g., self-control, problem solving, or getting along with others).	18%	46%	21%	13%	
At this school, my child feels he/she belongs.	25%	46%	17%	10%	
I feel welcome at this school.	35%	43%	12%	8%	
This school encourages me to be an active partner in educating my child.	23%	54%	18%	4%	
I feel comfortable talking to someone at this school about my child's behavior.	23%	56%	10%	8%	
This school has quality programs for my child's talents, gifts, or special needs.	11%	39%	24%	12%	10%
This school promptly responds to my phone calls, messages, or e-mails.	23%	51%	12%	7%	5%
Safety – Emotional Safety					
At this school, the staff really cares about my child.	26%	57%	12%	3%	
This school is a friendly place overall.	26%	54%	14%	4%	

	Strongly Agree	Agree	Disagree	Strongly Disagree	Don't Know
Staff at this school care about what families think.	18%	55%	17%	8%	
Safety – Physical Safety					
My child is safe at this school.	25%	51%	17%	6%	
Racial/ethnic conflict among students is a problem at this school.	7%	26%	54%	11%	
Physical fighting between students is a problem at this school.	14%	21%	50%	14%	
Safety – Bullying/Cyberbullying					
Bullying of students at school or school activities is a problem at this school.	24%	32%	37%	5%	
Bullying of students via electronic means or devices is a problem at this school (cyberbullying).	18%	18%	52%	10%	
	Not a Problem		Small Problem	Somewhat a Problem	Large Problem
Safety – Substance Abuse					
At this school, how much of a problem is student drug use?	52%	19%	15%	13%	
At this school, how much of a problem is student use of electronic cigarettes?	52%	18%	17%	11%	
At this school, how much of a problem is student use of tobacco (e.g., cigarettes, chew, cigars)?	54%	25%	11%	8%	
At this school, how much of a problem is student alcohol use?	58%	25%	10%	5%	
	Strongly Agree	Agree	Disagree	Strongly Disagree	Don't Know
Safety – Emergency Readiness/Management					
This school notifies parents or guardians effectively in the case of a school-wide emergency.	37%	51%	7%	2%	2%
This school takes effective measures to ensure the safety of students.	29%	46%	12%	2%	8%
This school has made it clear to my child what he/she should do if there is an emergency, natural disaster (tornado, flood) or a dangerous situation (e.g. violent person on campus) during the school day.	24%	53%	6%	2%	13%
Environment – Physical Environment					
This school looks clean and pleasant.	22%	67%	7%	3%	0%

	Strongly Agree	Agree	Disagree	Strongly Disagree	Don't Know
The school building is clean and well-maintained.	25%	62%	10%	0%	1%
Environment – Instruction Environment					
Attending school every day is important for my child to do well in his/her classes.	65%	29%	3%	1%	0%
This school has high expectations for students.	11%	60%	15%	6%	5%
This school sees me as a partner in my child's education.	23%	53%	9%	6%	7%
My child's teachers make themselves available to me.	36%	53%	4%	2%	4%
The programs and resources at this school are adequate to support students with special needs or disabilities.	11%	24%	10%	12%	39%
Environment – Physical Health					
Students have enough healthy food choices at this school.	9%	54%	15%	10%	9%
Environment – Mental Health					
This school provides high quality services to help students with social or emotional needs.	11%	37%	18%	11%	21%
This school has enough programs that develop students' social and emotional skills (e.g., self-control, problem solving, or getting along with others).	10%	36%	26%	10%	15%
Environment - Discipline					
When my child does something good at school, I usually hear about it from the school.	17%	30%	28%	20%	3%
This school communicates school policies and procedures clearly to parents or guardians.	24%	56%	10%	4%	4%
School rules are applied equally to all students.	14%	34%	19%	22%	9%
Discipline is fair.	12%	36%	15%	22%	12%

CLIMATE SURVEY RESPONSES - DISTRICT

INSTRUCTIONAL STAFF (n=72)

NOTE: Positive responses are generally indicated by “Strongly Agree” and “Agree.” Depending on the nature of the question, “Disagree” and “Strongly Disagree” may produce the positive response. Positive responses are denoted by boxes around the responses below. Responses with positive responses below 60% are noted in yellow.

	Strongly Agree	Agree	Disagree	Strongly Disagree
Engagement – Cultural and Linguistic				
At this school, all students are treated equally, regardless of whether their parents are rich or poor.	41%	43%	13%	1%
This school encourages students to take challenging classes no matter their race, ethnicity, nationality, and/or cultural background (e.g., honor level courses, gifted courses, AP or IB courses).	32%	60%	7%	0%
This school provides instructional materials (e.g., textbooks, handouts) that reflect students' cultural background, ethnicity and identity.	6%	52%	37%	2%
This school emphasizes showing respect for all students' cultural beliefs and practices.	31%	50%	18%	0%
This school provides effective resources and training for teaching students with Individualized Education Programs (IEPs) across different languages and cultures.	11%	43%	43%	2%
This school provides effective supports for students needing alternative modes of communication (e.g., manual signs, communication boards, computer-based devices, picture exchange systems, Braille).	13%	69%	16%	0%
Engagement – Relationships				
Staff do a good job helping parents to support their children's learning at home.	15%	70%	13%	0%
Staff do a good job helping parents understand when their child needs to learn social, emotional, and character skills.	18%	65%	16%	0%
If a student has done something well or makes improvement, staff contact his/her parents.	12%	74%	12%	0%
This school asks families to volunteer at the school.	14%	47%	35%	2%
This school communicates with parents in a timely and ongoing basis.	29%	63%	7%	0%
Engagement – School Participation				
My level of involvement in decision making at this school is fine with me.	14%	62%	21%	1%
Staff at this school have many informal opportunities to influence what happens within the school.	12%	57%	26%	2%

	Strongly Agree	Agree	Disagree	Strongly Disagree
At this school, students are given the opportunity to take part in decision making.	5%	51%	38%	4%
Administrators involve staff in decision-making.	11%	47%	36%	5%
This school provides students with opportunities to take a lead role in organizing programs and activities.	4%	59%	32%	4%
Students are encouraged to get involved in extra-curricular activities.	30%	62%	6%	0%
Safety – Emotional Safety				
I feel like I belong.	29%	66%	4%	0%
I feel satisfied with the recognition I get for doing a good job.	13%	56%	25%	4%
I feel comfortable discussing feelings, worries, and frustrations with my supervisor.	19%	58%	19%	2%
This school inspires me to do the very best at my job.	23%	54%	18%	2%
People at this school care about me as a person.	33%	57%	8%	0%
I can manage almost any student behavior problem.	35%	50%	14%	0%
Safety – Physical Safety				
I feel safe at this school.	42%	52%	5%	0%
The following types of problems occur at this school often: physical conflicts among students.	2%	18%	56%	22%
The following types of problems occur at this school often: robbery or theft.	0%	4%	66%	29%
The following types of problems occur at this school often: vandalism.	0%	15%	54%	29%
The following types of problems occur at this school often: student possession of weapons.	0%	2%	37%	60%
The following types of problems occur at this school often: sexual assault or dating violence.	0%	2%	49%	47%
The following types of problems occur at this school often: physical abuse of teachers.	0%	2%	30%	66%
The following types of problems occur at this school often: student verbal abuse of teachers.	7%	40%	42%	9%
Safety – Bullying/Cyberbullying				
I think that bullying is a frequent problem at this school.	7%	40%	47%	5%

	Strongly Agree	Agree	Disagree	Strongly Disagree
I think that cyberbullying is a frequent problem among students at this school.	7%	35%	47%	9%
Students at this school would feel comfortable reporting a bullying incident to a teacher or other staff.	6%	69%	22%	1%
Staff at this school always stop bullying when they see it.	13%	58%	26%	1%
Staff at this school are teased or picked on about their race or ethnicity.	0%	5%	41%	52%
Staff at this school are teased or picked on about their cultural background or religion.	0%	8%	40%	51%
Staff at this school are teased or picked on about their physical or mental disability.	0%	6%	41%	51%
Staff at this school are teased or picked on about their sexuality.	0%	9%	43%	46%
	Not a Problem	Small Problem	Somewhat a Problem	Large Problem
Safety – Substance Abuse				
At this school, how much of a problem is student drug use?	45%	13%	23%	16%
At this school, how much of a problem is student use of electronic cigarettes?	44%	13%	12%	29%
At this school, how much of a problem is student use of tobacco (e.g., cigarettes, chew, cigars)?	52%	29%	12%	5%
At this school, how much of a problem is student alcohol use?	50%	19%	25%	4%
	Strongly Agree	Agree	Disagree	Strongly Disagree
This school collaborates well with community organizations to help address youth substance use problems.	5%	53%	38%	2%
This school has adequate resources to address substance use prevention.	4%	61%	32%	1%
This school provides effective confidential support and referral services for students needing help because of substance abuse (e.g., a Student Assistance Program).	9%	60%	28%	1%
This school has programs that address substance use among students.	5%	58%	30%	5%
Safety – Emergency Readiness/Management				
I know what to do if there is an emergency, natural disaster (tornado, flood) or a dangerous situation (e.g., violent person on campus) during the school day.	27%	58%	12%	1%

	Strongly Agree	Agree	Disagree	Strongly Disagree
This school has a written plan that describes procedures to be performed in shootings.	25%	59%	13%	1%
This school has a written plan that clearly describes procedures to be performed in natural disasters (e.g., earthquakes or tornadoes).	5%	52%	40%	1%
This school or school district provides effective training in safety procedures to staff (e.g., lockdown training or fire drills).	33%	55%	9%	1%
Environment – Physical Environment				
This school looks clean and pleasant.	19%	40%	30%	8%
This school is an inviting work environment.	17%	51%	25%	5%
My teaching is hindered by poor heating, cooling, and/or lighting systems at this school.	15%	38%	37%	8%
My teaching is hindered by a lack of instructional space (e.g., classrooms) at this school.	6%	16%	59%	16%
Environment – Instruction Environment				
My teaching is hindered by a lack of textbooks and basic supplies at this school.	2%	11%	63%	22%
My teaching is hindered by inadequate or outdated equipment or facilities at this school.	4%	18%	58%	19%
The students in my class(es) come to class prepared with the appropriate supplies and books.	5%	54%	36%	2%
Once we start a new program at this school, we follow up to make sure that it's working.	4%	37%	40%	18%
The programs and resources at this school are adequate to support students' learning.	8%	70%	20%	0%
Teachers at this school feel responsible to help each other do their best.	33%	56%	7%	2%
Teachers at this school feel that it is a part of their job to prepare students to succeed in college.	29%	63%	6%	0%
The programs and resources at this school are adequate to support students with special needs or disabilities.	6%	63%	27%	1%
Environment – Physical Health				
This school provides the materials, resources, and training necessary for me to support students' physical health and nutrition.	8%	51%	40%	0%

	Strongly Agree	Agree	Disagree	Strongly Disagree
This school places a priority on making healthy food choices.	6%	54%	34%	4%
This school places a priority on students' health needs.	11%	59%	26%	2%
This school places a priority on students' physical activity.	5%	53%	32%	8%
Environment – Mental Health				
This school provides quality counseling or other services to help students with social or emotional needs.	26%	61%	8%	2%
This school provides the materials, resources, and training necessary for me to support students' social or emotional needs.	18%	69%	11%	1%
This school places a priority on addressing students' mental health needs.	18%	63%	16%	1%
This school places a priority on teaching students strategies to manage their stress levels.	16%	57%	22%	2%
This school places a priority on helping students with their social, emotional, and behavioral problems.	25%	65%	8%	1%
Environment - Discipline				
Staff at this school are clearly informed about school policies and procedures.	19%	68%	8%	4%
Staff at this school recognize students for positive behavior.	26%	58%	15%	0%
School rules are applied equally to all students.	18%	41%	33%	6%
Discipline is fair.	16%	49%	26%	7%
This school effectively handles student discipline and behavior problems.	13%	43%	36%	6%
Staff at this school work together to ensure an orderly environment.	26%	59%	12%	1%

CLIMATE SURVEY RESPONSES - DISTRICT

NON-INSTRUCTIONAL STAFF (n=19)

	Strongly Agree	Agree	Disagree	Strongly Disagree
Engagement – Cultural and Linguistic Competence				
In this school, all students are treated equally, regardless of whether their parents are rich or poor.	22%	72%	5%	0%
This school encourages students to take challenging classes no matter their race, ethnicity, nationality, and/or cultural background (e.g., honor level courses, gifted courses, AP or IB courses).	36%	57%	5%	0%
This school provides instructional materials (e.g., textbooks or handouts) that reflect students' cultural background, ethnicity and identity.	15%	63%	21%	0%
This school emphasizes showing respect for all students' cultural beliefs and practices.	26%	68%	5%	0%
This school provides effective resources and training for teaching students with Individualized Education Programs (IEPs) across different languages and cultures.	16%	72%	5%	5%
This school provides effective supports for students needing alternative modes of communication (e.g., manual signs, communication boards, computer-based devices, picture exchange systems, Braille).	6%	81%	12%	0%
Engagement - Relationships				
This school helps parents find community supports for their students who need them.	18%	81%	0%	0%
Staff at this school do a good job helping parents to support their children's learning at home.	15%	73%	10%	0%
Staff at this school do a good job helping parents understand when their child needs to learn social and emotional skills.	22%	50%	27%	0%
At this school the staff get along well.	10%	84%	5%	0%
At this school there is a feeling of trust among the staff.	11%	66%	22%	0%
At this school students get along well with the staff.	11%	76%	11%	0%
Engagement – School Participation				
Administrators ask staff to be involved in making decisions.	11%	38%	44%	5%
Staff at this school have many informal opportunities to influence what happens within the school.	5%	63%	31%	0%
At this school, students are given the opportunity to take part in decision making.	15%	36%	42%	5%

	Strongly Agree	Agree	Disagree	Strongly Disagree
This school provides students with opportunities to take a lead role in organizing programs and activities.	5%	57%	36%	0%
Students are encouraged to get involved in extra-curricular activities.	11%	88%	0%	0%
Safety – Emotional Safety				
I feel like I belong.	5%	72%	22%	0%
I feel satisfied with the recognition I get for doing a good job.	5%	50%	27%	16%
I feel comfortable discussing feelings, worries, and frustrations with my supervisor.	10%	52%	31%	5%
This school inspires me to do the very best at my job.	26%	52%	21%	0%
People at this school care about me as a person.	10%	73%	15%	0%
I can manage almost any student behavior problem.	15%	42%	42%	0%
Safety – Physical Safety				
I feel safe at this school.	31%	68%	0%	0%
The following types of problems occur at this school often: Physical conflicts among students.	15%	26%	47%	10%
The following types of problems occur at this school often: robbery or theft.	5%	10%	63%	21%
The following types of problems occur at this school often: vandalism.	5%	26%	47%	21%
The following types of problems occur at this school often: student possession of weapons.	5%	0%	57%	36%
The following types of problems occur at this school often: sexual assault or dating violence.	5%	0%	57%	36%
The following types of problems occur at this school often: physical abuse of teachers.	5%	5%	63%	26%
The following types of problems occur at this school often: student verbal abuse of teachers.	15%	47%	31%	5%
Safety – Bullying/Cyberbullying				
I think that bullying is a frequent problem at this school.	10%	31%	57%	0%
I think that cyberbullying is a frequent problem among students at this school.	11%	17%	70%	0%
Staff at this school always stop bullying when they see it.	11%	64%	23%	0%

	Not a Problem	Small Problem	Somewhat a Problem	Large Problem
Safety – Substance Abuse				
At this school, how much of a problem is student drug use?	50%	22%	22%	5%
At this school, how much of a problem is student use of electronic cigarettes?	50%	5%	33%	11%
At this school, how much of a problem is student use of tobacco (e.g., cigarettes, chew, cigars)?	61%	33%	0%	5%
At this school, how much of a problem is student alcohol use?	66%	13%	13%	6%
	Strongly Agree	Agree	Disagree	Strongly Disagree
Staff at this school are teased or picked on about their race or ethnicity.	5%	0%	58%	35%
Staff at this school are teased or picked on about their cultural background or religion.	5%	0%	61%	33%
Staff at this school are teased or picked on about their physical or mental disability.	5%	5%	61%	27%
Staff at this school are teased or picked on about their sexuality.	5%	0%	55%	38%
	Strongly Agree	Agree	Disagree	Strongly Disagree
This school collaborates well with community organizations to help address youth substance use problems.	21%	64%	14%	0%
This school has adequate resources to address substance use prevention.	13%	53%	33%	0%
At this school, first-time violations of alcohol or other drug policies are punished by at least an out-of-school suspension.	13%	53%	20%	13%
This school has programs, resources, and/or policies to prevent substance abuse.	12%	75%	6%	6%
This school has programs that address substance use among students.	11%	64%	17%	5%

Safety – Emergency Readiness/Management				
I know what to do if there is an emergency, natural disaster (tornado, flood) or a dangerous situation (e.g., violent person on campus) during the school day.	38%	44%	11%	5%
This school has a written plan that describes procedures to be performed in shootings.	22%	50%	22%	5%
This school has a written plan that clearly describes procedures to be performed in natural disasters (e.g., earthquakes or tornadoes).	11%	50%	33%	5%
This school or school district provides effective training in safety procedures to staff (e.g., lockdown training or fire drills).	21%	57%	15%	5%
Environment – Physical Environment				
My work is hindered by poor heating, cooling, and/or lighting systems at this school.	5%	21%	63%	10%
My work is hindered by insufficient workspace at this school.	10%	0%	78%	10%
My work is hindered by a lack of materials and basic supplies at this school.	5%	5%	83%	5%
My work is hindered by inadequate or outdated equipment or facilities at this school.	11%	5%	72%	11%
This school looks clean and pleasant.	10%	57%	26%	5%
This school is an inviting work environment.	5%	72%	22%	0%
Environment – Instruction Environment				
Staff at this school feel responsible to help each other do their best.	16%	66%	16%	0%
Staff at this school feel responsible when students at this school fail.	5%	70%	23%	0%
The programs and resources at this school are adequate to support students with special needs or disabilities.	5%	73%	21%	0%
Staff at this school feel that it is a part of their job to prepare students to succeed in college.	10%	89%	0%	0%
Staff at this school expect students to do their best all the time.	27%	72%	0%	0%
Environment – Physical Health				
This school provides the materials, resources, and training necessary for me to support students' physical health and nutrition.	16%	55%	22%	5%
This school places a priority on making healthy food choices.	5%	77%	16%	0%
This school places a priority on students' health needs.	21%	78%	0%	0%
This school places a priority on students' physical activity.	5%	57%	31%	5%
Environment – Mental Health				

This school places a priority on addressing students' mental health needs.	23%	70%	5%	0%
This school places a priority on teaching students strategies to manage their stress levels.	17%	64%	17%	0%
This school provides the materials, resources, and training necessary for me to support students' social or emotional needs.	22%	72%	5%	0%
This school provides quality counseling or other services to help students with social or emotional needs.	21%	73%	5%	0%
Environment - Discipline				
Staff at this school are clearly informed about school policies and procedures.	15%	42%	26%	15%
Staff at this school recognize students for positive behavior.	21%	57%	15%	5%
Staff at this school encourage students to think about how their actions affect others.	15%	78%	5%	0%
School rules are applied equally to all students.	22%	33%	33%	11%
Discipline is fair.	11%	50%	33%	5%
Staff at this school help students develop strategies to understand and control their feelings and actions.	15%	78%	5%	0%
This school effectively handles student discipline and behavior problems.	5%	47%	35%	11%
Staff at this school work together to ensure an orderly environment.	5%	78%	15%	0%